

Store at 4°C

## pIMAGO®-biotin Phosphoprotein Detection Kit

For Microplate

HRP-based detection (Colorimetric)



Cat. # 900-400

1 Kit

(400 wells)

Orders:

▶ [order@tymora-analytical.com](mailto:order@tymora-analytical.com)

Support:

▶ [customersupport@tymora-analytical.com](mailto:customersupport@tymora-analytical.com)

765-490-6834

Web:

▶ [www.tymora-analytical.com](http://www.tymora-analytical.com)

This product is for *in vitro* research use only and is not intended for use in humans or animals.


### Introduction.

pIMAGO is a universal phosphoprotein detection technology that enables sensitive and specific recognition of phosphorylated molecules. Unlike phospho-antibodies, the binding is not biased by amino acid sequence, and therefore can be used for detection of any phosphorylation event on any protein site. pIMAGO detection protocol resembles a simple ELISA procedure and can be easily incorporated by any laboratory. Due to its small size, pIMAGO can be multiplexed with antibodies for simultaneous detection of phosphorylation and total protein amount.

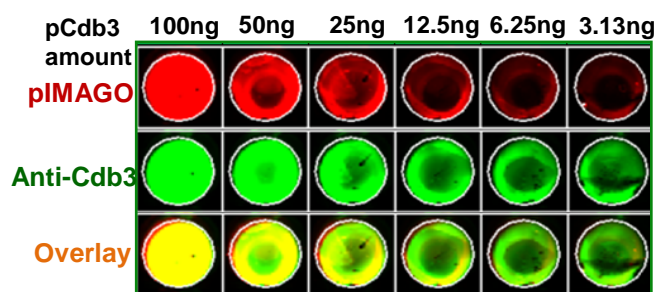
### Results.

pIMAGO-based detection and quantitation of phosphorylated b-casein signal compared to non-phosphoprotein BSA (*left figure*). Multiplexed detection of phospho-Cdb3 using pIMAGO in the 700 channel and anti-Cdb3 antibody in the 800 channel (*right figure*). pIMAGO-based kinase assays of 5 kinases and their substrates, including control, ATP, and ATP + Kinase wells (*bottom figure*).

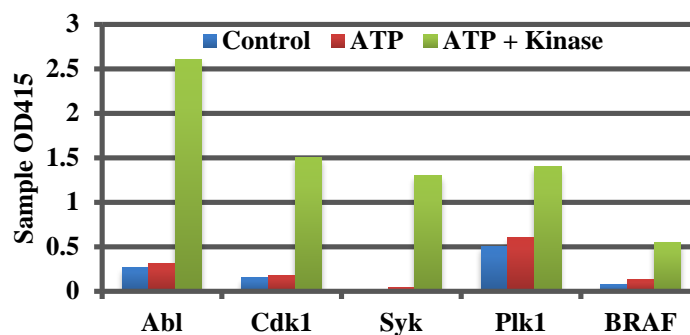
#### pIMAGO colorimetric detection



#### pIMAGO fluorescence-based detection



#### pIMAGO detection of *in vitro* kinase assays



#### Kit components.

- ✓ 400µL of pIMAGO reagent
- ✓ 400µL of avidin-HRP
- ✓ 40mL of Binding buffer
- ✓ 240mL of Blocking buffer
- ✓ 240mL of pIMAGO buffer
- ✓ 40mL of Colorimetric substrates
- ✓ 60mL of Stop solution
- ✓ 200µL of control phosphoprotein
- ✓ 10 flat-bottom clear 96-well plates

#### Original citation.

Iliuk A, Martinez J, Hall MC, Tao WA (2011).

Phosphorylation assay based on functionalized soluble nanopolymer. *Anal. Chem.* 83(7): 2767-74.

PMID: 21395237